

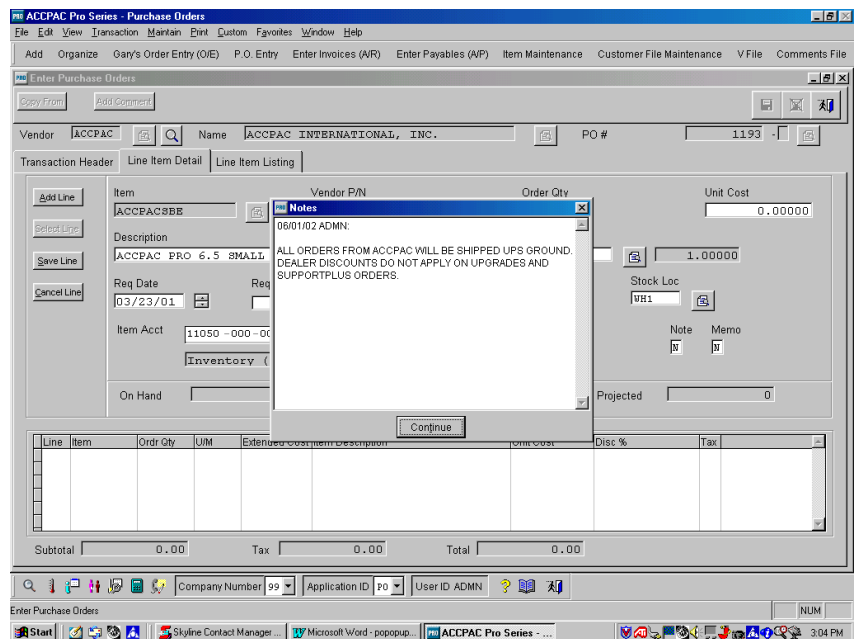
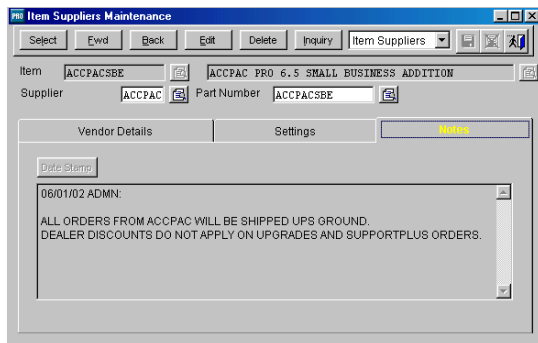
automation plus, inc.

**118 S. Monroe
Sturgis, MI 49091**

**6070 Newport Road
Portage, MI 49002**

P/O Inventory Item Pop-Up Notes

Enter the Inventory Item number or Description and if a note exists in the Item Suppliers Maintenance File it will automatically pop-up. Complete integration with Sage Pro Series. (Enhancement requires Customization Manager)



Features of P/O Inventory Item Pop-Up Notes:

- Missed notes will never be an excuse again. In order to continue with the P.O., the user will have to press the enter button or click on the “continue” tab.
- Special Instructions and Information between a specific Supplier and Stock Code will not be overlooked due to not reviewing Inventory notes before or during the order taking process.
- Inventory Item notes will pop-up after the Item number or Description has been entered during the Purchase Order Entry Process.
- Notes will allow the Purchasing Agent to review all notes entered into the system by all users.
- Notes viewed on screen are not limited. The windows scroll bar will allow you to review all notes.
- Notes appear in date order with the most recent at the top.
- Notes will only pop-up if you have created notes in the Inventory file.

P/O Inventory Item Pop-Up Notes: \$ 400.00

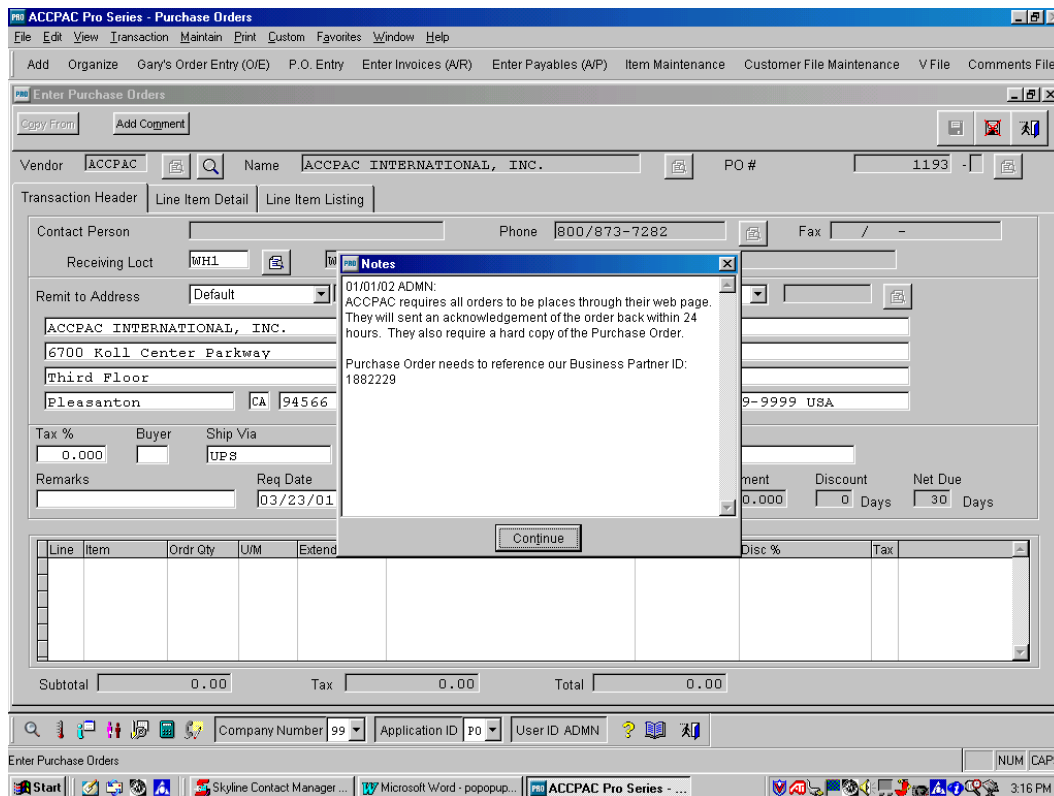
automation plus, inc.

**118 S. Monroe
Sturgis, MI 49091**

**6070 Newport Road
Portage, MI 49002**

P/O Vendor Pop-Up Notes

Enter the Vendor Number or Vendor Name and if a note exists in the Vendor Maintenance File it will automatically pop-up. Complete integration with Sage Pro Series. (Enhancement requires Customization Manager)



Features of P/O Vendor Pop-Up Notes:

- Missed notes will never be an excuse again. In order to continue with the P.O., the user will have to press the enter button or click on the "continue" tab.
- Special Supplier Notes, Supplier stock codes, Supplier quantity breaks and pricing, etc. will not be overlooked due to not reviewing Inventory notes before or during the order taking process.
- Vendor notes will pop-up after the Vendor Number or Name has been entered during the Purchase Order Entry Process.
- Notes will allow the Purchasing Agent to review all notes entered into the system by all users.
- Notes viewed on screen are not limited. The windows scroll bar will allow you to review all notes.
- Notes appear in date order with the most recent at the top.
- Notes will only pop-up if you have created notes in the Inventory file.

P/O Vendor Pop-Up Notes: \$ 400.00

automation plus, inc.

**118 S. Monroe
Sturgis, MI 49091**

**6070 Newport Road
Portage, MI 49002**

Bill of Lading

Bill of Lading is a fast, flexible enhancement for organizations that require a tool to assist the shipping department. Complete integration with Sage Pro Series. Eliminates redundant data entry.

The screenshot displays the 'SBT Pro Series - Sales Orders' application window. The main window has a menu bar (File, Edit, Transaction, Maintain, Print, Custom, Help) and a toolbar with various icons. Below the menu bar, there are fields for 'Company' (99), 'App ID' (30), and 'User ID' (ADMIN). The central focus is a 'Bill Of Lading' form with the following sections:

- Buttons:** 'Pull From SO', 'Pull From AR', and several utility icons (print, save, etc.).
- Carrier Information:** Fields for 'Name Of Carrier', 'Carriers No.', 'Date', and 'Shippers No.'.
- Origin (FROM):** A large text area for address, with 'State:' and 'ZipCode:' fields below.
- Destination (TO):** A large text area for address, with 'State:' and 'ZipCode:' fields below.
- Delivery Details:** Fields for 'Delivering Carrier', 'Route', and 'Vehicle Number'.
- Table:** A table with columns: 'No.', '+ Kind Of Package, Articles', 'Pack. HM Special Marks & Exceptions', 'Weight', 'Class', 'Rate', and 'Charges'. The table is currently empty.
- Financials:** 'Value:' field (0.00), 'PER:' field, 'Emerg. Resp. Phone#:' field, 'REMIT COD TO' dropdown, 'COD Amt\$' field (0.00), radio buttons for 'Prepaid' (selected) and 'Collect \$' (0.00), and 'Total Charges' field (0.00).

The taskbar at the bottom shows the 'Start' button, 'SBT Pro Serie...' application icon, and the system clock showing '3:30 PM'.

Features of Bill of Lading:

- Flexible Bill of Lading creation. Pull in data from a Sales Order or an Invoice.
- Supports Bill of Lading creation prior to shipment entry or at Invoice entry time.
- Works like a word processor by letting you key Bill of Lading information as needed.
- Pulls in part numbers and descriptions from the sales order or invoice you select.
- Flexibility to pull Sage Pro Series Line Item notes.
- You can add extra items to the Bill of Lading as needed.
- The system calculates total weight per line item by using the quantity and the weight fields in Sage.
- System pulls in ship via information in to the carrier name field and inserts the ship to address.
- Standard Bill of Lading form is available in both laser format or preprinted continues forms.
- Use your own Bill of Lading numbering or have the system number for you.
- Ability to view printed Bill of Lading documents on screen after printing and can reprint as well.
- Can selectively purge Bills of Lading.
- Bill of Lading system runs from the Custom Menu within Sage Pro ERP.

Bill of Lading Program: \$ 600.00

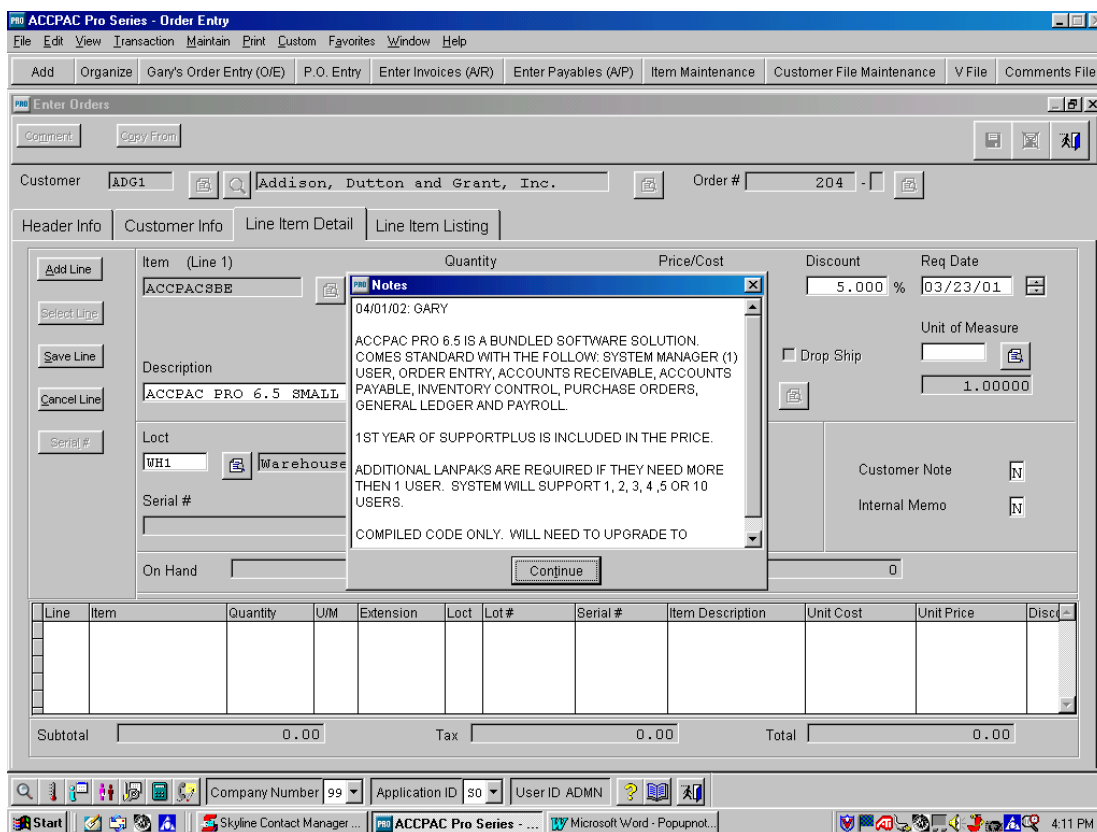
automation plus, inc.

**118 S. Monroe
Sturgis, MI 49091**

**6070 Newport Road
Portage, MI 49002**

O/E Inventory Item Pop-Up Notes

Enter the Inventory Item number or Item Description and if a note exists in the Item Master File it will automatically pop-up. Complete integration with Sage Pro Series. (Enhancement requires Customization Manager)



Features of O/E Inventory Item Pop-Up Notes:

- Missed notes will never be an excuse again. In order to continue with the order, the order taker will have to press the enter button or click on the "continue" tab.
- Special description, Technical Information, Promotions, etc. will not be overlooked due to not reviewing Inventory notes before or during the order taking process.
- Inventory Item notes will pop-up after the Item number or Item Description has been entered during the Order Entry Process.
- Notes will allow the Order Taker to review all notes entered into the system by all users.
- Notes viewed on screen are not limited. The windows scroll bar will allow you to review all notes.
- Notes appear in date order with the most recent at the top.
- Notes will only pop-up if you have created notes in the Inventory file.

O/E Inventory Item Pop-Up Notes: \$ 400.00